

Product Data Sheet

P/N : GS+3NO2-HC

GS+3NO2-HC

Nitrogen Dioxide (NO2)

Modern take on an old classic

Introduction The GS+3NO2-HC is a premium high quality robust NO2 sensor

Key Features: High stability, fast response and recovery, robust environmental performance.

Net Sensor Performance Characteristics

Output signal	370 ± 70 nA / ppm
Typical Baseline Range (pure air)	±0.5ppm NO2 equivalent
Filter	None
T90 Response Time	< 30 seconds
Measurement Range	0 - 200 ppm
Maximum Overload	1,000 ppm
Linearity	Linear up to 1,000 ppm
Repeatability	< ±2% NO2 equivalent
Baseline Shift (20°C to 40°C)	± 0.5 ppm NO2 Equivalent
Recommended Load Resistor	10 ohms
Resolution (Electronics dependent)	< 1 ppm typical

Environmental Details

Temperature Range Continuous	-20°C to +50°C
Pressure Range	800 to 1200 mbar
Operating Humidity Range	15% to 90% RH

Important Note:

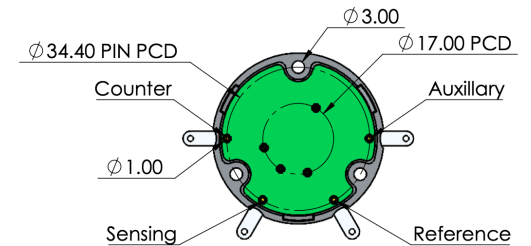
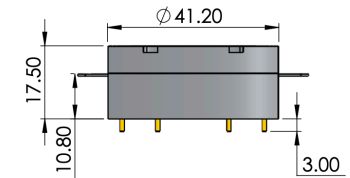
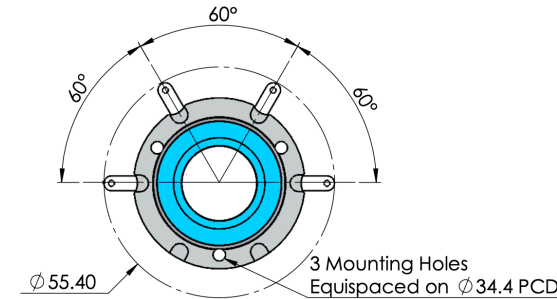
All performance data is based on conditions at 20°C, 50%RH and 1 atm, using DD Scientific recommended circuitry.

Sensor performance is temperature dependent, and please contact DD Scientific for temperature performance other than 20°C.

Issue 4 0223

Website: www.ddscientific.com

Email: info@ddscientific.com



Product Dimensions

All dimensions in mm
All tolerances ±0.15 mm

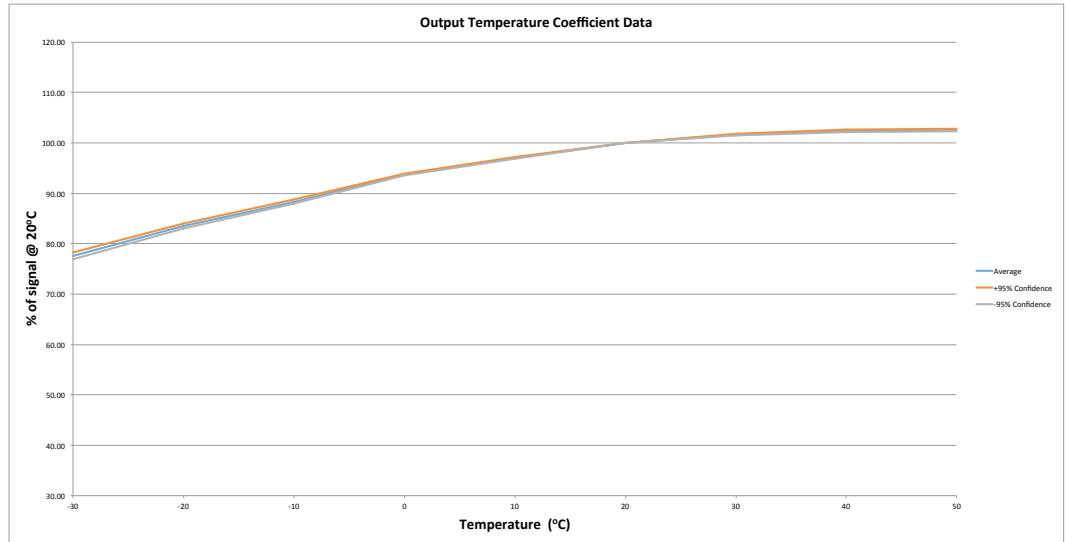


Lifetime Details

Long Term Output Drift	< 2% per month
Recommended Storage Temp	0°C to 20°C
Expected Operating Life	> 24 months in air
Standard Warranty	12 months from date of dispatch

Cross - Sensitivity Data

GAS	CONC.	GS+3NO2-HC
Carbon Monoxide	300 ppm	0 ppm
Sulphur Dioxide	5 ppm	0 ppm
Hydrogen	200 ppm	0 ppm
Nitric Oxide	50 ppm	<-1 ppm
Ammonia	50 ppm	0 ppm
Chlorine	1 ppm	<1 ppm
Hydrogen Sulphide	15 ppm	-1.5 to 0 ppm
Carbon Dioxide	5000 ppm	0 ppm



Poisoning:

DD Scientific sensors are designed to operate in a wide range of harsh environments and conditions. However, it is important that exposure to high concentrations of solvent vapors is avoided, both during storage, fitting into instrument and operation. When using sensors on printed circuit boards (PCB's), degreasing agents should be used prior to the sensor being fitted.

Please note gluing or soldering direct to the pins of DD Scientific Ltd gas sensors will void warranty, please use PCB sockets when

Intrinsic Safety Data

Maximum at 2000 ppm	0.3 mA
Maximum o/c Voltage	1.3 V
Maximum s/c Current	<1.0 A

GS+3NO2-HC meets sensor requirements outlined in: EN50379

WARNING: By the nature of the technology used, any electrochemical gas sensor offered by DD Scientific can potentially fail to meet specification without warning. Although DD Scientific Ltd makes every effort to ensure the reliability of our products of this type, where life safety is a performance requirement of the product, we recommend that all sensors and instruments using these sensors are checked for response to gas before use.

Every effort has been made to ensure the accuracy of this document at the time of printing. In accordance with the company's policy of continued product improvement DD SCIENTIFIC Limited reserves the right to make product changes without notice. No liability is accepted for any consequential losses, injury or damage resulting from the use of this document or from any omissions or errors herein. The data is given for guidance only. It does not constitute a specification or an offer for sale. The products are always subject to a program of improvement and testing which may result in some changes in the characteristics quoted. As the products may be used by the client in circumstances beyond the knowledge and control of DD SCIENTIFIC Limited, we cannot give any warranty as to the relevance of these particulars to an application. It is the clients' responsibility to carry out the necessary tests to determine the usefulness of the products and to ensure their safety of operation in a particular application. Performance characteristics on this data sheet outline the performance of newly supplied sensors. Output signal can drift below the lower limit over time.